



Arshu Consultancy Pte. Ltd.



Singapore Localization

GUIDE

Guide for Configure and Generate GST Reports
Localization for Singapore

Date: 09-MAR-2019

Contact : Support_sg@navisionapps.com



Contents

1.	Introduction.....	2
2.	Why We Need SG Localization?	3
3.	Install Extension	4
4.	Configure and Setup Demo Data	7
5.	Manual Configuration.....	12
5.1	Enable GST Report in GL Setup.....	12
5.2	GST Posting Setup.....	12
6	Purchase Invoice Posting.....	14
6.1	Purchase Order/Invoice (LCY as SGD).....	14
6.2	Purchase Order/Invoice (ACY as SGD).....	18
7	Sales Document Posting.....	24
8	Operational Reporting	26
9	Subscription.....	27



1. Introduction

Thanks for choosing Localization for Singapore.

Localization apps enables you to record and generate GST Reports accurately. In addition to GST Reports, you can generate other reports which are essential for Singapore localization.



2. Why We Need SG Localization?

Standard system allows you to record GST Entry by grouping GST Product Posting Group and GST Business Posting Group. It doesn't capture by document line level GST amount. Using's this localization app, GST report for Purchase and Sales will be recorded in detail level.

GST Sales Entry and GST Purchase Entry table will also capture transaction posted with GST amount directly via Journals. So, user can generate reconciliation report for reconciliation or verification.

Singapore Company should record Input GST Amount as per GST Amount stated in Vendor Invoice irrespective of the book currency maintained in a Company.

There are two key scenarios when we are recording GST.

1. Local Currency as SGD
2. Local Currency as Other than SGD (i.e. ACY as SGD)

Scenario 1:

If company maintains book currency as local currency, user can record GST Amount accurately by updating vendor exchange rate in document currency exchange rate.

Scenario 2:

If company maintains book currency as other than SGD, Customer will activate Additional Reporting currency for GST Reporting. Standard system updates additional reporting currency based on the Exchange Rate defined in a Company. It doesn't consider vendor exchange rate provided in the purchase invoice. Using localization app will address this issue.

Part of localization Reports, user can generate key reports for Finance, AR, AP and Inventory.

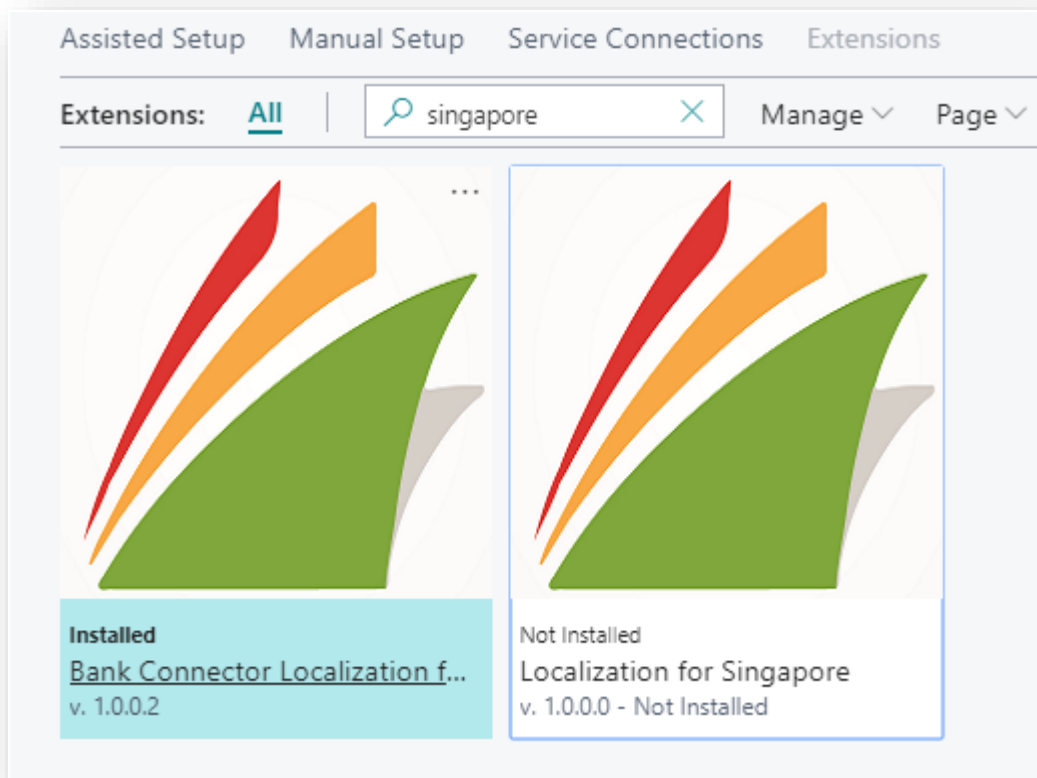


3. Install Extension

The purchased App will be listed under "Extension Management" Page.

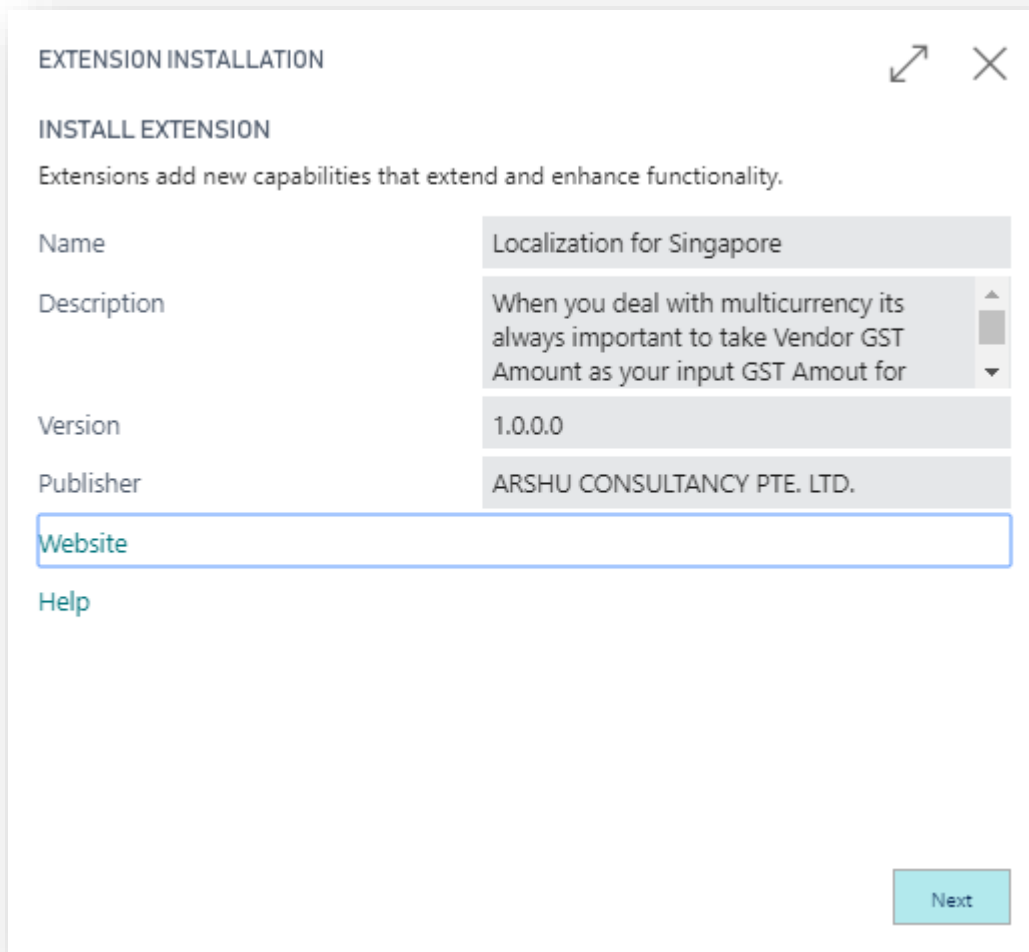
Navigate to "Extension"

Click on Localization for Singapore from Dynamics 365 Business Central Extension Page.

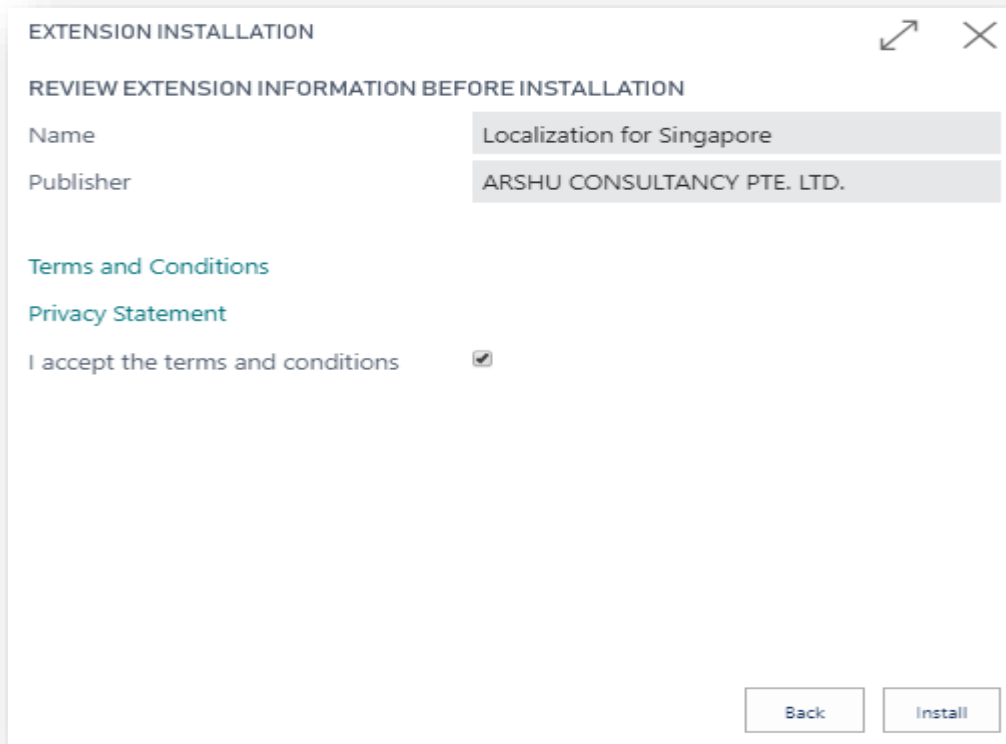




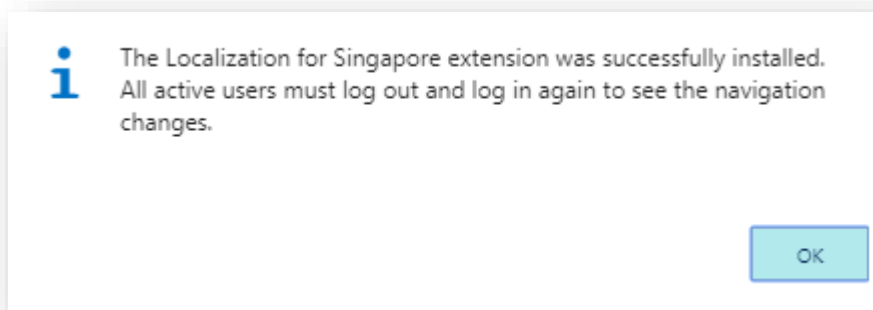
Arshu Consultancy Pte. Ltd.
Click Next



Read "Terms and Conditions" and check Accept the terms and conditions and Click Install



After its successfully install the app, you will get message successful installed.



Note: To install App, user must have "SUPER" role id



4. Configure and Setup Demo Data

Navigate to assisted setup page and select Set up "UOB Bulk Payment and Collection Service" for UOB and double click to configure.

NAME ↓	STATUS
Set up your Business Inbox in Outlook	Not Completed
Set up Singapore Localization	Not Completed
Set up reporting data	Not Completed
Set up Intelligent Cloud	Not Completed
Set up GST	Not Completed

Click Next

SINGAPORE LOCALIZATION SETUP WIZARD

WELCOME TO SINGAPORE LOCALIZATION SETUP!

When you deal with multicurrency its always important to take Vendor GST Amount as your input GST Amout for Submission. Localization app helps you to record GST Amount same as Vendor issued in Invoices. And you can use this app to generate reports required for Singapore

LET'S GO!

Choose Next Configure

Enable GST Report

Set Defaults Permission Back Next Finish

Enable GST Report and click next



If you already setup GST Posting setup you can skip below setup otherwise click on Consigure Standard GST Posting Setup .

SINGAPORE LOCALIZATION SETUP WIZARD



If you already configured GST Setup you can skip this step.

Configure Standard GST Posting...

Combination of listed GST Business and Product Posting Groups will be created. GST Business Posting Groups: DOMESTIC, EXPORT, NOT REG, OOS GST Product Product Posting Groups: 7% GST, 0% GST, EXEMPT, NO GST

GL Account will be created as per following 5615 - GST 7%, 5616 - GST 0%, 5617 - EXEMPT/NOGST for Sales Related GST

GL Account will be created as per following 5635 - GST 7%, 5636 - GST 0%, 5637 - EXEMPT/NOGST for Purchase Related GST

Set Defaults Permission

Back

Next

Finish

Once you enable system will create below posting setups and map GL Accounts.

If you are installing on testing company you can enable for Demo data for testing purposes.



Setup Demo Data

Existing Item card "1000" GST Product Posting group will be updated with GST Product Posting Group as "GST 7%"

Existing Item card "1110" GST Product Posting group will be updated with GST Product Posting Group as "GST 7%"

Existing Item card "1001" GST Product Posting group will be updated with GST Product Posting Group as "NOGST"

Existing Item card "1100" GST Product Posting group will be updated with GST Product Posting Group as "GST 0%"

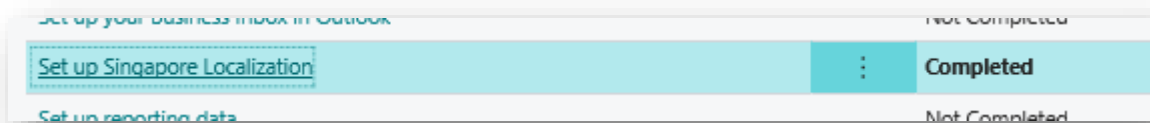
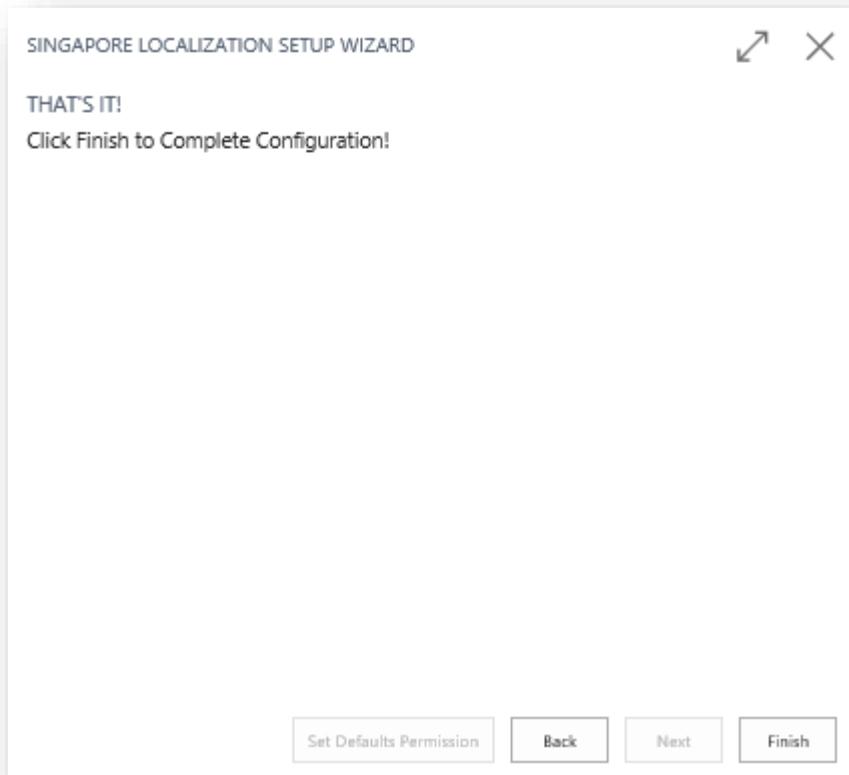
Existing GI Account "8450" GST Product Posting group will be updated with GST Product Posting Group as "GST 7%"

Existing GI Account "8520" GST Product Posting group will be updated with GST Product Posting Group as "GST 0%"

Enter your email and click Next to complete setup.

The screenshot shows a window titled "SINGAPORE LOCALIZATION SETUP WIZARD" with a close button (X) and a maximize button (↗). The main heading is "Enter the Registration details." Below this, there is a text input field labeled "Registration E-Mail Address" containing the email address "support_sg@navisionapps.com". At the bottom of the window, there are four buttons: "Set Defaults Permission", "Back", "Next", and "Finish". The "Next" button is highlighted in a light blue color.

System will configure and status will be changed as completed.



Once the setup is enabled, you can start posting transaction as per Dynamics 365 Business Central Standard flow.

User Permission

While posting transaction system will insert detail GST records into GST Purchase and GST Sales Entry table. So, user should have permission to insert into these table.

Part of Assisted setup, it will display the option to configure user permission if any one of the user group or users having following permission sets. Or user can manually add permission for the respective users.

Note: The pre-requisites role ID. i.e. "D365 PURCH DOC, POST|D365 SALES DOC, POST|G/L-JOURNAL, POST" to post transaction

Click "Set defaults Permission" to enable permission for listed users. Or manually tick "Has Permission" those who wants to assign it.



SINGAPORE LOCALIZATION SETUP WIZARD

Check the Assign or Remove Permission Box to change read permission for the user.
User Group members should be managed through the user group only.

Choose Set Defaults and required permissions will be auto...

USER FULL NAME	USER GROU MEME	HAS PERMI	ASSI... PERM	REM... PERM	
AP USER	<input type="checkbox"/>	<input checked="" type="checkbox"/>	<input type="checkbox"/>	<input type="checkbox"/>	⋮

Set Defaults Permission Back Next Finish



5. Manual Configuration

5.1 Enable GST Report in GL Setup

Navigate to General Ledger Setup and Enable GST Report under SG Localization.

The screenshot shows the 'General Ledger Setup' interface. At the top, there are tabs for 'General', 'Posting', 'GST', 'Bank', 'Journal Templates', 'Show Attached', and 'Actions'. Below the tabs, there are sections for 'General >', 'Dimensions >', 'Reporting >', and 'Application >'. The 'SG Localization' section is expanded, showing a 'GST Report' toggle switch that is turned on (blue). To the right of the toggle is a 'License Key' field containing the value 'i9382327f924dff92f5327f98a3ff42'. Below the toggle is a 'License Expiry Date' field containing the value '12/31/2099' and a calendar icon.

5.2 GST Posting Setup

Navigate to GST Posting Setup and configure as per recommended.

User also can create your own GST Code and map GL accounts accordingly to your company standards.



GST BUS. POSTING GROUP ↓	GST PROD. POSTING GROUP ↓ ▼	DESCRIPTION ▼	GST IDENTIFIER	G. %	GST CALCULATI TYPE	SALES GST ACCO	PUR... GST ACCO	R C G A
NOREG	NOGST	Setup for NOREG / NOGST	NON TAX.	0	Normal GST	5617	5637	
EXPORT	NOGST	Setup for EXPORT / NOGST	NON TAX.	0	Normal GST	5617	5637	
DOMESTIC	NOGST	Setup for DOMESTIC / NOGST	NON TAX.	0	Normal GST	5617	5637	
OOS	GST 7%	Setup for OOS / GST 7%	OUT SCOPE	0	Normal GST	5617	5637	
NOREG	GST 7%	Setup for NOREG / GST 7%	NOT REG.	0	Normal GST	5617	5637	
EXPORT	GST 7%	Setup for EXPORT / GST 7%	STANDARD	0	Normal GST	5615	5635	
DOMESTIC	GST 7%	Setup for DOMESTIC / GST 7%	GST 7%	7	Normal GST	5615	5635	
EXPORT	GST 0%	Setup for EXPORT / GST 0%	GST 0%	0	Normal GST	5616	5636	
DOMESTIC	GST 0%	Setup for DOMESTIC / GST 0%	GST 0%	0	Normal GST	5616	5636	
	GST 0%	Setup for / GST 0%	GST 0%	0	Normal GST	5616	5636	
EXPORT	EXEMPT	Setup for EXPORT / EXEMPT	OUT SCOPE	0	Normal GST	5617	5637	
DOMESTIC	EXEMPT	Setup for DOMESTIC / EXEMPT	OUT SCOPE	0	Normal GST	5617	5637	



6 Purchase Invoice Posting

6.1 Purchase Order/Invoice (LCY as SGD)

Scenario 1: LCY is SGD (GL Book Currency).

General Ledger Setup

General	Posting	GST	Bank	Journal Templates	Show Attached	Actions	...	
General								Show more
Allow Posting From	<input type="text"/>		Unit-Amount Decima...	<input type="text" value="2:5"/>				
Allow Posting To	<input type="text"/>		LCY Code	<input type="text" value="SGD"/>				
Local Address Format	<input type="text" value="Post Code+City"/>			Local Currency Symbol	<input type="text" value="\$"/>			

Create a purchase order and post ship and invoice together.

E.g. 1

Vendor No.: 10000 - "London Postmaster"

Currency Code: SGD

GST Bus. Posting Group: Domestic

106024 · London Postmaster

Process	Release	Request Approval	Print	Show Attached	Actions	Navigate	Less options												
General								Show more											
Vendor Name	<input type="text" value="London Postmaster"/>			Vendor Invoice No.	<input type="text" value="GSTTEST_0001"/>														
Contact	<input type="text" value="Mrs. Carol Philips"/>			Vendor Shipment No.	<input type="text"/>														
Document Date	<input type="text" value="1/23/2020"/>																		
Lines	Manage	More options																	
TYPE	NO.	DESCRIPTION	LOCATION CODE	QUANTITY	RESERVED QUANTITY	DIRECT UNIT COST EXCL GST	LINE AMOUNT EXCL GST												
Item	1000	Bicycle		1	-	100.00	100.00												
Item	1110	Rim		1	-	100.00	100.00												
<table border="0"> <tr> <td>Inv. Discount Amount (SGD)</td> <td><input type="text" value="0.00"/></td> <td>Total GST (SGD)</td> <td><input type="text" value="14.00"/></td> </tr> <tr> <td>Invoice Discount %</td> <td><input type="text" value="0"/></td> <td>Total Incl. GST (SGD)</td> <td><input type="text" value="214.00"/></td> </tr> <tr> <td>Total Excl. GST (SGD)</td> <td><input type="text" value="200.00"/></td> <td colspan="2"></td> </tr> </table>								Inv. Discount Amount (SGD)	<input type="text" value="0.00"/>	Total GST (SGD)	<input type="text" value="14.00"/>	Invoice Discount %	<input type="text" value="0"/>	Total Incl. GST (SGD)	<input type="text" value="214.00"/>	Total Excl. GST (SGD)	<input type="text" value="200.00"/>		
Inv. Discount Amount (SGD)	<input type="text" value="0.00"/>	Total GST (SGD)	<input type="text" value="14.00"/>																
Invoice Discount %	<input type="text" value="0"/>	Total Incl. GST (SGD)	<input type="text" value="214.00"/>																
Total Excl. GST (SGD)	<input type="text" value="200.00"/>																		

To view records, open posted invoice and navigate to view all ledger entry posted.



← NAVIGATE

DOCUMENT
 Document No. Posting Date

Process Find By | Actions Less options

RELATED ENTRIES	NO. OF ENTRIES
Posted Purchase Invoice	1
G/L Entry	3
GST Entry	1
Vendor Ledger Entry	1
Detailed Vendor Ledg. Entry	1
Value Entry	4
GST Purchase Entry	2

To view detail record, double click on No. of entries to view.

GST Entry Table:

← GST ENTRIES

Search Edit List Process Show Attached Open in Excel Actions Less options

ENTRY NO.	GST BUS. POSTING GROUP	GST PROD. POSTING GROUP	POSTING DATE	DOCUME... NO.	DOCUME... TYPE	TYPE	BASE	AMOUNT	GST CALCULATI... TYPE	BI... T...
901	DOMESTIC	GST 7%	1/23/2020	108036	Invoice	Purchase	200.00	14.00	Normal GST	11

Localization App – GST Purchase Entry Table

← GST PURCHASE ENTRIES

Search Show Attached Open in Excel

POSTING DATE	DOCUMENT LINE DESCRIPTION	GST BUS. POSTING GROUP	GST PROD. POSTING GROUP	GST %	GST BASE	AMOUNT
1/23/2020	Bicycle	DOMESTIC	GST 7%	7.00	100.00	7.00
1/23/2020	Rim	DOMESTIC	GST 7%	7.00	100.00	7.00

Create a purchase order

E.g. 2

Vendor No.: 10000 - "London Postmaster"

Currency Code: USD


GST Bus. Posting Group: Domestic



Arshu Consultancy Pte. Ltd.

Vendor Ex. Rate for SGD: 1.3 (Assuming our exchange rate is 1.4 for USD to SGD).

Update Currency Exchange rate by clicking currency field assist button to update.

EDIT - CHANGE EXCHANGE RATE 

Currency Code	USD
Exchange Rate Amount	1.0
Relational Exch. Rate Amou...	1.3
Relational Currency Code	SGD
Currency Code	
Exchange Rate Amount	0.0
Relational Exch. Rate Amou...	0.0
Relational Currency Code	
Use FA Add.-Curr Exch. Rate	<input type="checkbox"/>

Open posted records and navigate to view posted ledgers

After posting standard GST Entry table will have only one line with for above entry.



← NAVIGATE

DOCUMENT

Document No. 108037

Posting Date 01/23/20

Process Find By Actions Less options

RELATED ENTRIES	NO. OF ENTRIES
Posted Purchase Invoice	1
G/L Entry	3
GST Entry	1
Vendor Ledger Entry	1
Detailed Vendor Ledge. Entry	1
Value Entry	4
GST Purchase Entry	2

GST Entry Table

← GST ENTRIES

Search Edit List Process Show Attached Open in Excel Actions Less options

ENTRY NO.	GST BUS. POSTING GROUP	GST PROD. POSTING GROUP	POSTING DATE	DOCUME. NO.	DOCUME. TYPE	TYPE	BASE	AMOUNT	GST CALCULATI TYPE	BI TR N
902	DOMESTIC	GST 7%	1/23/2020	108037	Invoice	Purchase	260.00	18.20	Normal GST	11

GST Purchase Entry

← GST PURCHASE ENTRIES

Search Show Attached Open in Excel

POSTING DATE	GST %	GST BASE	AMOUNT	TOTAL PURCHASE	ADDITIONAL CURRENCY GST BASE	ADDITIONAL CURRENCY AMOUNT	DOCUME LINE COE
1/23/2020	7.00	130.00	9.10	139.10	0.00	0.00	1000
1/23/2020	7.00	130.00	9.10	139.10	0.00	0.00	1110

Similarly, Purchase Credit Memo can be posted.

E.g. 3

Post General Journal where GST Involved.



Batch Name CASH Posting Date 1/23/2020
 Document No. G00001 Currency Code
 Manage Bank Page Prepare Posting Standard Journal History | Actions Navigate Less options

ACCOUNT NO.	ACCOUNT NAME	DESCRIPTION	DEBIT AMOUNT	CREDIT AMOUNT
8450	Delivery Expenses	Delivery Expense	1,000.00	

Dimensions ▾

DIMENSION CODE	DIMENSION VALUE CODE	DIMENSION
(There is nothing to show in this view)		

After Posting GST Purchase Entry table will record GST information with description as "No Matching Document"

Search Show Attached Open in Excel

POSTING DATE	DOCUME... NO.	DOCUME... TYPE	VENDOR NO.	VENDOR NAME	DOCUMENT LINE DESCRIPTION	GST BUS. POSTING GROUP
1/23/2020	108036	Invoice	10000	London Postmaster	Bicycle	DOMESTIC
1/23/2020	108036	Invoice	10000	London Postmaster	Rim	DOMESTIC
1/23/2020	108037	Invoice	10000	London Postmaster	Bicycle	DOMESTIC
1/23/2020	108037	Invoice	10000	London Postmaster	Rim	DOMESTIC
1/23/2020	G00001				No Matching Document	DOMESTIC

Search Show Attached Open in Excel

POSTING DATE	GST %	GST BASE	AMOUNT	TOTAL PURCHASE	ADDITIONAL CURRENCY GST BASE	ADDITIONAL CURRENCY AMOUNT	DOCUME LINE COD
1/23/2020	7.00	100.00	7.00	107.00	0.00	0.00	1000
1/23/2020	7.00	100.00	7.00	107.00	0.00	0.00	1110
1/23/2020	7.00	130.00	9.10	139.10	0.00	0.00	1000
1/23/2020	7.00	130.00	9.10	139.10	0.00	0.00	1110
1/23/2020	7.00	934.58	65.42	1,000.00	0.00	0.00	

Scenario 2:

LCY is GBP

Reporting currency is SGD

6.2 Purchase Order/Invoice (ACY as SGD)

Scenario 1: LCY is GBP (GL Book Currency).



Arshu Consultancy Pte. Ltd.

And configure additional reporting currency as SGD

Create a purchase order and post ship and invoice together.

E.g. 1

Vendor No.: 10000 - "London Postmaster"

Currency Code: (blank) (Because purchase invoice currency is GBP. Since purchase invoice currency also GBP.

GST Bus. Posting Group: Domestic

Vendor Ex. Rate ACY: 1.8 for SGD

(but our standard ex. Rate is 1.9 for SGD)

Purchase Lines:

Item No.	Qty	Unit Price	Amount	GST Product Posting Group
1000	10	100	1000	GST 7%
1100	10	100	1000	GST 7%

← PURCHASE ORDER ✎ + 🗑

106026 · London Postmaster

Process Release Request Approval Print Show Attached | Actions Navigate Less options

Inv. Discount Amount (GBP) <input type="text" value="0.00"/>	Total GST (GBP) <input type="text" value="14.00"/>
Invoice Discount % <input type="text" value="0"/>	Total Incl. GST (GBP) <input type="text" value="214.00"/>
Total Excl. GST (GBP) <input type="text" value="200.00"/>	

Invoice Details Show less

Currency Code <input type="text"/>	Pmt. Discount Date <input type="text" value="1/23/2020"/>
Expected Receipt Date <input type="text"/>	Shipment Method Code <input type="text" value="CIF"/>
Prices Including VAT <input checked="" type="checkbox"/>	Payment Reference <input type="text"/>
GST Bus. Posting Group <input type="text" value="DOMESTIC"/>	Creditor No. <input type="text"/>
Payment Terms Code <input type="text" value="CM"/>	On Hold <input type="text"/>
Payment Method Code <input type="text"/>	Inbound Whse. Handling Time <input type="text"/>
Transaction Type <input type="text"/>	Lead Time Calculation <input type="text"/>
Department Code <input type="text"/>	Requested Receipt Date <input type="text"/>
Project Code <input type="text"/>	Promised Receipt Date <input type="text"/>
Payment Discount % <input type="text" value="0"/>	Vendor Exchange Rate (ACY) <input type="text" value="1.8"/>

After posting standard GST Entry table will have only one line with for above entry with Additional Reporting currency will calculate as per vendor exchange rate (i.e. 1.8).



Arshu Consultancy Pte. Ltd.

Note: if you don't update Vendor Ex. Rate ACY in PO, PI or Purch. Credit Memo, system will calculate based on standard Ex. Rate defined in system (i.e. 1.9)

To view posted ledgers, go to posted documents and lick on navigate.

← GST ENTRIES

ENTRY NO.	POSTING DATE	DOCUME... NO.	DOCUME... TYPE	TYPE	BASE	AMOUNT	ADDITIONAL-CURRENCY BASE	ADDITIONAL-CURRENCY AMOUNT	GST CALCULATI TYPE
905	1/23/2020	108038	Invoice	Purchase	200.00	14.00	360.00	25.20	Normal GST

To view detail record, click on navigate and double click the GST Purchase Entry Table

POSTING DATE	VENDOR NAME	DOCUMENT LINE DESCRIPTION	GST BUS. POSTING GROUP	GST PROD. POSTING GROUP	GST %	GST BASE	AMOUNT	TOTAL PURCHASE	ADDITIONAL CURRENCY GST BASE	ADDITIONAL CURRENCY AMOUNT	DOCUMENT LINE CODE
1/23/2020	London Postmaster	Bicycle	DOMESTIC	GST 7%	7.00	100.00	7.00	107.00	180.00	12.60	1000
1/23/2020	London Postmaster	Rim	DOMESTIC	GST 7%	7.00	100.00	7.00	107.00	180.00	12.60	1110

Create a purchase order with below example

E.g. 2

Vendor No.: 10000 - "London Postmaster"

Currency Code: USD

GST Bus. Posting Group: Domestic

Vendor Ex. Rate for SGD: 1.3 (Assuming our exchange rate is 1.4 for USD to SGD).

Update Vendor ACY in 1.3

After posting transaction the GST amount should be 18.2\$ as per invoice issued by vendor. So, system will update functional currency exchange rate to match GST Amount (as per requirement from FRS21).



106028 · London Postmaster

Process Release Request Approval Print Show Attached Actions Navigate Less options

Inv. Discount Amount (USD)	0.00	Total GST (USD)	14.00
Invoice Discount %	0	Total Incl. GST (USD)	214.00
Total Excl. GST (USD)	200.00		

Invoice Details

Show less

Currency Code	USD	Pmt. Discount Date	1/23/2020
Expected Receipt Date		Shipment Method Code	CIF
Prices Including VAT	<input checked="" type="checkbox"/>	Payment Reference	
GST Bus. Posting Group	DOMESTIC	Creditor No.	
Payment Terms Code	CM	On Hold	
Payment Method Code		Inbound Whse. Handling Time	
Transaction Type		Lead Time Calculation	
Department Code		Requested Receipt Date	
Project Code		Promised Receipt Date	
Payment Discount %	0	Vendor Exchange Rate (ACY)	1.3

Purchase Lines:

Item No.	Qty	Unit Price	Amount	GST Product Posting Group
1000	10	100	1000	GST 7%
1100	10	100	1000	GST 7%

Open posted documents and Navigate to view ledger entries.

ENTRY NO.	GST PROD. POSTING GROUP	POSTING DATE	DOCUME. NO.	DOCUME. TYPE	TYPE	BASE	AMOUNT	ADDITIONAL-CURRENCY-BASE	ADDITIONAL-CURRENCY-AMOUNT
907	GST 7%	1/23/2020	108040	Invoice	Purchase	136.84	9.58	260.00	18.20

To view detail record, click on navigate and double click the GST Purchase Entry Table

POSTING DATE	VENDOR NAME	DOCUMENT LINE DESCRIPTION	GST BUS. POSTING GROUP	GST PROD. POSTING GROUP	GST %	GST BASE	AMOUNT	TOTAL PURCHASE	ADDITIONAL-CURRENCY-GST BASE	ADDITIONAL-CURRENCY-AMOUNT	DOCUMENT LINE CODE
1/23/2020	London Postmaster	Bicycle	DOMESTIC	GST 7%	7.00	68.42	4.79	73.21	130.00	9.10	1000
1/23/2020	London Postmaster	Rim	DOMESTIC	GST 7%	7.00	68.42	4.79	73.21	130.00	9.10	1110



Similarly, Purchase Credit Memo can be posted with Vendor Ex. Rate ACY.

Create Purchase order with following example.

E.g. 3

Vendor No.: 10000 - "London Postmaster"

Currency Code: SGD

GST Bus. Posting Group: Domestic

Since invoice is SGD, system should take GST amount same as Vendor Invoice GST Amount.

After posting transaction the GST amount should be 14\$ as per invoice issued by vendor.

First Two lines GST Applicable 7% and others don't have GST Amount.

← PURCHASE ORDER ✎ + 🗑

106030 · London Postmaster

Process Release Request Approval Print Show Attached | Actions Navigate Less options

General > London Postmaster

Lines | Manage More options

TYPE	NO.	DESCRIPTION	LOCATION CODE	QUANTITY	RESERVED QUANTITY	DIRECT UNIT COST EXCL. GST	LINE AMOUNT EXCL. GST
		Invoice No. 108041:					
Item	1000	Bicycle		1	-	100.00	100.00
Item	1110	Rim		1	-	100.00	100.00
Item	1001	Touring Bicycle		1	-	100.00	100.00
Item	1100	Front Wheel		1	-	100.00	100.00

Inv. Discount Amount (SGD)	0.00	Total GST (SGD)	14.00
Invoice Discount %	0	Total Incl. GST (SGD)	414.00
Total Excl. GST (SGD)	400.00		

Invoice Details Show less

Currency Code	SGD	Pmt. Discount Date	1/23/2020
---------------------	-----	--------------------------	-----------

Open posted documents and Navigate to view ledger entries.



GST Entries

← GST ENTRIES

ENTRY NO.	GST PROD. POSTING GROUP	POSTING DATE ▼	DOCUME... NO. ▼	DOCUME... TYPE	TYPE	BASE	AMOUNT	ADDITIONAL-CURRENCY BASE	ADDITIONAL-CURRENCY AMOUNT
911	OOS	1/23/2020	108042	Invoice	Purchase	52.63	0.00	100.00	0.00
912	GST 7%	1/23/2020	108042	Invoice	Purchase	105.26	7.37	200.00	14.00
913	GST 0%	1/23/2020	108042	Invoice	Purchase	52.64	0.00	100.00	0.00

GST Purchase Entries

← GST PURCHASE ENTRIES

POSTING DATE ▼	VENDOR NAME	DOCUMENT LINE DESCRIPTION	GST BUS. POSTING GROUP	GST PROD. POSTING GROUP	GST %	GST BASE	AMOUNT	TOTAL PURCHASE	ADDITIONAL CURRENCY GST BASE	ADDITIONAL CURRENCY AMOUNT	DOCUMENT LINE CODE
1/23/2020	London Postmaster	Touring Bicycle	DOMESTIC	OOS	0.00	52.63	0.00	52.63	100.00	0.00	1001
1/23/2020	London Postmaster	Bicycle	DOMESTIC	GST 7%	7.01	52.63	3.69	56.32	100.00	7.00	1000
1/23/2020	London Postmaster	Rim	DOMESTIC	GST 7%	6.99	52.63	3.68	56.31	100.00	7.00	1110
1/23/2020	London Postmaster	Front Wheel	DOMESTIC	GST 0%	0.00	52.63	0.00	52.63	100.00	0.00	1100

Similarly, Purchase Credit Memo can be posted.



7 Sales Document Posting

Posted sales invoice and credit memo will capture GST entry by grouping GST Business Posting group and Product Group. By enabling GST Report localization app, system will capture GST amount by document line level. Like Purchase Document example.

E.g.

Create Sales Order and Post transaction

Invoice Show Attached | Actions Navigate Less options

General Show more

No.	103032	Due Date	2/23/2020
Customer	The Cannon Group PLC	Quote No.	
Contact	Mr. Andy Teal	Order No.	1001
Posting Date	1/23/2020	Closed	No

Lines	Manage	More options						
TYPE	NO.	DESCRIPTION	QUANTITY	UNIT OF MEASURE CODE	UNIT PRICE EXCL. GST	LINE DISCOUNT %	LINE AMOUNT EXCL. GST	DEFE COD
Item	1000	Bicycle	1	PCS	1,000.00		1,000.00	
Item	1110	Rim	1	PCS	1,000.00		1,000.00	

Invoice Discount Amount Exc...	0.00	Total GST (SGD)	140.00
Total Excl. GST (SGD)	2,000.00	Total Incl. GST (SGD)	2,140.00

Navigate to view Posted Ledgers

← NAVIGATE

DOCUMENT

Document No. 103032 Posting Date

01/23/20

Process Find By | Actions Less options

RELATED ENTRIES	NO. OF ENTRIES
Posted Sales Invoice	1
G/L Entry	3
GST Entry	1
Cust. Ledger Entry	1
Detailed Cust. Ledg. Entry	1
Value Entry	2
GST Sales Entry	2



GST Entry

← GST ENTRIES

Search Edit List Process Show Attached Open in Excel Actions Less options

ENTRY NO.	GST BUS. POSTING GROUP	GST PROD. POSTING GROUP	POSTING DATE	DOCUME... NO.	DOCUME... TYPE	TYPE	BASE	AMOUNT	GST CALCULATI... TYPE	BI... TR... N
903	DOMESTIC	GST 7%	1/23/2020	103032	Invoice	Sale	-2,000.00	-140.00	Normal GST	1

Sales GST Entry

Search Show Attached Open in Excel

POSTING DATE	GST PROD. POSTING GROUP	GST %	GST BASE	AMOUNT	TOTAL SALE	DOCUMENT LINE CODE
1/23/2020	GST 7%	7.00	-1,000.00	-70.00	-1,070.00	1000
1/23/2020	GST 7%	7.00	-1,000.00	-70.00	-1,070.00	1110

8 Detail GL Capturing

Standard system does not capture Sales or Purchase Document Line level description into GL Entry. So user need to navigate to posted document to view descriptions.

Using this system will capture line description of GL Lines. And it will also display source name in GL Entry.

POSTED PURCHASE INVOICE



108214 · London Postmaster

Correct Invoice Print/Send Actions Navigate Less options

TYPE	NO.	DESCRIPTION	QUANTITY	UNIT OF MEASURE CODE	DIRECT UNIT COST EXCL. GST	UNIT PRICE (LCY)
Item	1000	Bicycle	1	PCS	100.00	0.00
Item	1110	Rim	1	PCS	100.00	0.00
G/L Account	8450	Delivery Expenses	1		100.00	0.00

Invoice Discount Amount ...	0.00	Total GST (GBP)	21.00
Total Excl. GST (GBP)	300.00	Total Incl. GST (GBP)	321.00

GL Lines



POSTING DATE ▼	G/L ACCOUNT NO.	DESCRIPTION	SOURCE NAME	GEN. POSTING TYPE	GEN. BUS. POSTING GROUP	GEN. PROD. POSTING GROUP	AMOUNT
4/8/2019	9320	Residual caused by roundi...					0.00
4/8/2019	8450	Delivery Expenses	London Postmaster	Purchase	DOMESTIC	MISC	100.00
4/8/2019	7110	Order ACYT2	London Postmaster	Purchase	DOMESTIC	RETAIL	200.00
4/8/2019	5635	Delivery Expenses	London Postmaster				7.00
4/8/2019	5635	Order ACYT2	London Postmaster				14.00
4/8/2019	5410	Order ACYT2	London Postmaster				-321.00

9 Operational Reporting

Part of localization you can use below operational and GST reports out box available in this app.

- 1. GST Summary Report**
- 2. GST Purchase Report**
- 3. GST Sales Report**
- 4. GST Report - Vendor**
- 5. GST Report - Customer**
6. Bank Detail Cashflow Compare
7. Stock Movement
8. Balance Sheet
9. Income Statement
10. Financial Analysis Report
11. Bank Detail Cashflow Compare
12. Bank Account Reconciliation
13. G/L Journal
14. Journals
15. G/L Trial Balance
16. G/L Detail Trial Balance
17. Transaction Detail Report
18. Items Received & Not Invoiced
19. Aged Acc. Rec. (Backdating)
20. Aged Acc. Pay. (Backdating)



Arshu Consultancy Pte. Ltd.

10

Subscription

Please write an email to Sales@navisionapps.com for trail license key or Purchase License Key.